

BHARATIYA YUVA SHAKTI TRUST

INCOME AND EXPENDITURE ACCOUNT FOR THE YEAR ENDED 31st MARCH 2017

(Amount in Rs.)

EXPENDITURE	Year ended 31.03.2017	Year ended 31.03.2016	INCOME	Year ended 31.03.2017	Year ended 31.03.2016
Core & National Activity			Profit on Sale of Long-Term Mutual Funds		
Employee Expenses	4,468,557	-	SBI Capital Protection Oriented Fund - Series-II	-	2,433,700
Printing & Stationary	191,274	-			
Conveyance	169,882	-	Interest Income		
Travelling Expenses	662,554	118,305	On Long Term Fixed Deposits with Banks	1,015,832	1,681,578
Communication	591,349	274,406	On Long Term Fixed Deposits with Others	7,195,086	7,151,309
Staff Recruitment & Training	187,342	-	On Saving Bank Accounts	247,220	206,882
Professional Charges	1,254,144	28,750	On Mutual Funds	-	2,249
General Office Expenses	756,417	20,014	On Income Tax Refund	-	99,088
Awareness Generation	550,000	-	Other Income		
Balances Written off	2,231	6,724	Support Service Charges	-	258,000
Miscellaneous Expense	296	36,647	Miscellaneous Income	12,300	-
Depreciation	283,331	382,589	Balances Written Back	129,146	11,721
Excess of Income over Expenditure/(Excess of Expenditure over Income) carried over to Balance Sheet	(517,792)	10,977,092			
	8,599,584	11,844,527		8,599,584	11,844,527

Significant Accounting Policies and Schedules forming part of Financial Statements - Schedule "I".

The accompanying Schedules form an integral part of the Financial Statements

As per our report of even date

For Sahni Natarajan and Bahl
Chartered Accountants
Firm Regn. No. : 002816N


Sudhir Chhabra
Partner

M.No. 083762

For and on behalf of Bharatiya Yuva Shakti Trust



Lakshmi V. Venkatesan
Founding Trustee and Exec. Vice President


Rahul Bajaj
Chairman

Place : New Delhi

Date : 11 AUGUST 2017

BHARATIYA YUVA SHAKTI TRUST

Schedules annexed to and forming part of the Financial Statements

SCHEDULE 'A'
CORPUS FUND

(Amount in Rs.)

Particulars	As at 31.03.2017	As at 31.03.2016
Opening Balance	49,182,453	49,182,453
Additions during the year	10,000,000	-
Total	59,182,453	49,182,453

SCHEDULE 'B'
PROJECT LIABILITY AND PROJECT FUND RECEIVABLE

(Amount in Rs.)

Name of Project / Donor	Earmarked amount Unspent as at 1st April 2016	Earmarked amount Receivable as at 1st April 2016	Grant Received during the year	Interest Earned during the year	Expenditure during the year	Earmarked amount Unspent as at 31st March 2017	Earmarked amount Receivable as at 31st March 2017
BYST Growth Fund	4,048,847	-	-	-	-	4,048,847	-
BYST CII GOA Youth Entrepreneurship Programme*	20,157,386	-	466,600	837,888	21,157,887	303,987	-
JP Morgan	21,383,242	-	-	469,513	7,375,740	14,477,015	-
Bajaj Auto-BYST Youth Entrepreneurship Development Programme	2,996,706	-	10,500,000	15,997	7,904,307	5,608,397	-
BYST-Tata Steel Youth Entrepreneurship Development Programme	-	926,808	13,500,000	23,286	12,944,585	-	348,107
UKIERI Project (CEM)	6,555,380	-	-	-	4,241,532	2,313,848	-
BYST-IFCI Youth Entrepreneurship Development Programme (Faridabad)	2,128,550	-	3,528,000	-	5,122,608	533,942	-
BYST-IFCI Youth Entrepreneurship Development Programme (Gurugram)	-	-	1,445,000	-	1,660,134	-	215,134
Total	57,270,111	926,808	29,439,600	1,346,684	60,406,793	27,286,036	563,241
Previous Year (15-16)	55,488,578	200,000	60,342,000	1,642,047	60,929,322	57,270,111	926,808

* Amount of Grant Received during the year is on account of insurance claim against loss of vehicles.



BHARATIYA YUVA SHAKTI TRUST

Project Expenditure During the Year 2016-17

BYST CII GOA Youth Entrepreneurship Programme

Particulars	Amount in Rs.
Rent	633,760
Utilities	172,186
Printing and Stationery	729,244
Travelling and Conveyance	2,383,757
Courier and Postage	13,428
General & Office expense	532,490
Staff Cost	12,965,233
Staff recruitment and training	691,155
Communications	135,385
Capital Expense	520,061
Awareness Generation Programme	487,383
Meeting expenses	1,580,105
Professional Fees	313,700
Total	21,157,887

JP Morgan

Particulars	Amount in Rs.
Salaries	5,513,976
Contract Services / Professional Fees	164,000
Equipment/Supplies	369,558
Marketing	116,438
Public Relations	137,025
Staff/Board Development	375,037
Travel/Related Expenses	672,246
Others	27,460
Total	7,375,740



BHARATIYA YUVA SHAKTI TRUST

Project Expenditure During the Year 2016-17

Bajaj Auto-BYST Youth Entrepreneurship Development Programme

Particulars	Amount in Rs.
Capital Expenses	519,724
Rent	499,650
Utilities	61,962
Printing & Stationary	130,281
Travelling/Meeting Expense	336,231
Travelling & Conveyance	444,972
Communication2	92,997
General & Office Expenses	277,313
Employee Expenses (Staff Cost)	5,253,051
Awareness Generation & Seminars	61,666
Training STEP	88,200
Mentoring & Monitoring	138,260
Total	7,904,307

BYST-Tata Steel Youth Entrepreneurship Development Programme

Particulars	Amount in Rs.
Capital Expenses	78,600
Rent	317,400
Utilities	92,742
Printing & Stationery	44,914
Travelling & Conveyance	847,442
Communication	92,509
General & Office Expenses	159,793
Employee Expenses (Staff Cost)	7,237,758
Staff Recruitment and Training	151,288
Induction of Mentors & Senior Staffs	1,815,000
Awareness Generation & Seminars	860,406
Business Idea Generation	564,007
Training (Step)	244,900
Mentoring Expenses	437,826
Total	12,944,585



BHARATIYA YUVA SHAKTI TRUST

Project Expenditure During the Year 2016-17

UKIERI Project (CEM)

Particulars	Amount in Rs.
Tuition Fees	1,453,247
Project costs (include purchase of any software/books relevant to project)	2,098,285
Marketing & Promotion	690,000
Total	4,241,532

BYST-IFCI Youth Entrepreneurship Development Programme (Faridabad)

Particulars	Amount in Rs.
Capital Expenses	185,413
Rent	312,600
Utilities	73,927
Printing & Stationary	48,714
Travelling/Meeting Expense	41,547
Travelling & Conveyance	658,798
Communication2	57,391
General & Office Expenses	153,164
Employee Expenses (Staff Cost)	2,964,571
Awareness Generation & Seminars	272,759
Training STEP	38,808
Mentoring & Monitoring	307,192
Others	7,725
Total	5,122,608



BHARATIYA YUVA SHAKTI TRUST

Project Expenditure During the Year 2016-17

BYST-IFCI Youth Entrepreneurship Development Programme (Gurugram)

Particulars	Amount in Rs.
Capital Expenses	274,815
Rent	139,000
Utilities	5,740
Printing & Stationary	42,488
Travelling/Meeting Expense	61,147
Travelling & Conveyance	103,919
Communication2	12,994
General & Office Expenses	100,819
Employee Expenses (Staff Cost)	432,964
Awareness Generation & Seminars	461,383
Training STEP	17,000
Mentoring & Monitoring	7,865
Total	1,660,134



BHARATIYA YUVA SHAKTI TRUST

Schedules annexed to and forming part of the Financial Statements

SCHEDULE 'C'

Income And Expenditure Account

(Amount in Rs.)

Particulars	As at 31.03.2017	As at 31.03.2016
As per Last Balance Sheet	43,986,786	33,009,694
Add/(Less): Excess of Income over Expenditure/ Excess of Expenditure over Income during the year	(517,792)	10,977,092
Total	43,468,994	43,986,786

SCHEDULE 'D'

Current Liabilities and Provisions

(Amount in Rs.)

Particulars	As at 31.03.2017	As at 31.03.2016
Sundry Creditors	2,397,564	17,693,221
Statutory Dues Payable	630,995	127,449
Expenses Payable	191,794	132,803
Income Received in Advance	1,310,000	-
Award Money Payable	-	168,898
Reimbursement Payable	-	18,265
Total	4,530,353	18,140,636



BHARATIYA YUVA SHAKTI TRUST


Schedules annexed to and forming part of the Financial Statements

SCHEDULE 'E'

Fixed Assets

(Amount in Rs.)

Particulars	WDV As at 01.04.2016	Additions		Total Assets	Depreciation			WDV	
		Less than 180 days	More than 180 days		Less than 180 days	More than 180 days	Total	As at 31.03.2017	As at 31.03.2016
Office Equipment	74,195	-	-	74,195	-	11,129	11,129	63,065	74,195
Furniture	28,212	-	-	28,212	-	2,821	2,821	25,391	28,212
Computers	193,510	-	-	193,510	-	116,106	116,106	77,404	193,510
Vehicles	438,548	1,166,556	-	1,605,104	87,492	65,782	153,274	1,451,830	438,548
TOTAL	734,466	1,166,556	-	1,901,022	87,492	195,839	283,331	1,617,691	734,466
Previous Year	1,117,055	-	-	1,117,055	-	382,589	382,589	734,465	1,117,055



BHARATIYA YUVA SHAKTI TRUST

Schedules annexed to and forming part of the Financial Statements

SCHEDULE 'F'

Investments

(Amount in Rs.)

Particulars	As at 31.03.2017	As at 31.03.2016
Long-Term Investments - Non-Trade - Unquoted (At Cost)		
Investment In Term Deposits		
Fixed Deposits with Housing Development Finance Corporation Limited	83,505,179	74,529,929
Fixed Deposits with Standard Chartered Bank	19,000,000	8,600,000
TOTAL	102,505,179	83,129,929

SCHEDULE 'G'

Cash And Bank Balances

(Amount in Rs.)

Particulars	As at 31.03.2017	As at 31.03.2016
Cash And Bank Balances		
Cash In Hand (including revolving)	286,297	124,633
Bank Balances - with Scheduled Banks		
In Saving Bank Accounts	20,313,445	73,471,865
In Current Account	55,306	23,450
TOTAL	20,655,048	73,619,948

SCHEDULE 'H'

Loans & Advances

(Amount in Rs.)

Particulars	As at 31.03.2017	As at 31.03.2016
Loans		
Loans to Entrepreneurs (A)	988,860	1,404,488
Less : Provision for doubtful loans:		
As per last year	1,404,488	1,731,311
Add/ (Less): Provision for current year	-	-
Less: Adjusted towards write off	415,628	326,823
Balance (B)	988,860	1,404,488
Net Balance (A - B)	-	-
Advance Recoverable in Cash or in kind:		
Tax Deducted at Source	3,453,542	2,576,783
Prepaid Expenses	5,522	19,940
Interest Accrued	4,577,073	6,855,692
Advance to Creditors	573,396	128,931
Rental Deposit	426,500	341,500
Other Receivables	90,644	245,989
TOTAL	9,126,677	10,168,835



BHARATIYA YUVA SHAKTI TRUST

SCHEDULE I - Significant Accounting Policies and Schedules forming part of Financial Statements for the year ended 31st March 2017

1 Basis of Preparation of Financial Statements

The Financial Statements are prepared under the historical cost convention on accrual basis except interest on loans to entrepreneurs and payments from BYST Growth Fund & Support Service Charges which is continued to be on cash basis of accounting.

2 Recognition of Grants

Grants have been recognized in the books of accounts when it is reasonably certain as to compliance of conditions attached to them and ultimate collection will be made. Excess of receipt over expenditure on account of specific grant has been shown as liability under the head 'Project Liability' and Excess of expenditure over receipt on account of specific grant has been shown as asset under the head 'Project Fund Receivable'.

3 Revenue Recognition

-Dividend

Dividend on investment is accounted for as and when the right to receive is established

-Interest

Interest income is recognized on the time basis determined by amount outstanding and rate applicable.

4 Fixed Assets

Fixed assets are stated at cost, less accumulated depreciation. Cost of fixed assets comprises purchase price, duties, levies and any directly attributable cost of bringing the assets to its working condition for the intended use.

5 Depreciation

Depreciation on all assets is provided on the Written Down Value method at the rates prescribed as per the rules framed under Income Tax Act, 1961.

6 Investments

Investments are classified into long-term and current investments. Long-term investments are stated at cost, and provision for diminution in value if any, is made as per the opinion of management, if such decline is other than temporary. Current investments are stated at lower of cost or fair market value.

7 Taxation

No provision for taxation has been made since the surplus of the Trust is exempt under Section 11 of the Income Tax Act, 1961.

8 Foreign Exchange Transactions

Transactions denominated in foreign currencies are normally recorded at the exchange rate prevailing at the date of the transaction. Monetary items denominated in foreign currencies outstanding at the period end are translated at the exchange rate applicable as on that date. Non monetary items denominated in foreign currency are valued at the exchange rate prevailing on the date of transaction. Any income or expense on account of exchange difference either on settlement or on translation is recognized in the Income and Expenditure Account.



BHARATIYA YUVA SHAKTI TRUST

SCHEDULE I - Significant Accounting Policies and Schedules forming part of Financial Statements for the year ended 31st March 2017

9 Provisions, Contingent Liabilities and Contingent Assets

Provisions involving substantial degree of estimation in measurement are recognised when there is a present obligation as a result of past events and it is probable that there will be an outflow of resources. Contingent Liabilities are not recognized but are disclosed in notes. Contingent Assets are neither recognized nor disclosed in the financial statements.

10 Provision for Doubtful Loans

Total provision for doubtful loans over Gross Loans disbursed is Rs. 988,859 (P.Y. Rs. 1,404,488) after writing off bad debts of Rs. 415,628 (P.Y. Rs.326,823)

Regionwise details of provision figure is as follows:

Regions	As on 31.03.2017				As on 31.03.2016			
	Cumulative Bad Debts Written Off (In Rs.)	Cumulative % of Gross Loans	Cumulative Provision (In Rs.)	Cumulative % of Gross Loans	Cumulative Bad Debts Written Off (In Rs.)	Cumulative % of Gross Loans	Cumulative Provision (In Rs.)	Cumulative % of Gross Loans
Delhi	1,242,251	12.90%	637,800	6.62%	1,242,251	12.90%	637,800	6.62%
Rural Haryana	1,469,438	19.65%	351,060	4.69%	1,279,617	17.11%	540,881	7.23%
Chennai	2,007,538	16.60%	-	0.00%	1,820,914	15.05%	186,625	1.54%
Hyderabad	626,732	10.74%	-	0.00%	587,549	10.07%	39,183	0.67%
Pune	525,133	8.06%	-	0.00%	525,133	8.06%	-	0.00%
Rural Maharashtra	259,652	6.09%	-	0.00%	259,652	6.09%	-	0.00%
Total	6,130,744	13.38%	988,860	2.16%	5,715,116	12.47%	1,404,489	3.06%



11 Previous years figures have been regrouped/rearranged wherever considered necessary.

As per our report of even date

For Sahni Natarajan and Bahl

Chartered Accountants

Firm Regn. No.: 002816N

Sudhir Chhabra

Partner

M.No. 083762

Place : New Delhi


Date : 11/05/17

For and on behalf of Bharatiya Yuva Shakti Trust



Lakshmi V. Venkatesan

Founding Trustee and Exec. Vice President



Rahul Bajaj

Chairman